



Our **vision** is to provide high-quality educational opportunities that inspire a community of learners

WELLNESS • EQUITY • ENGAGEMENT

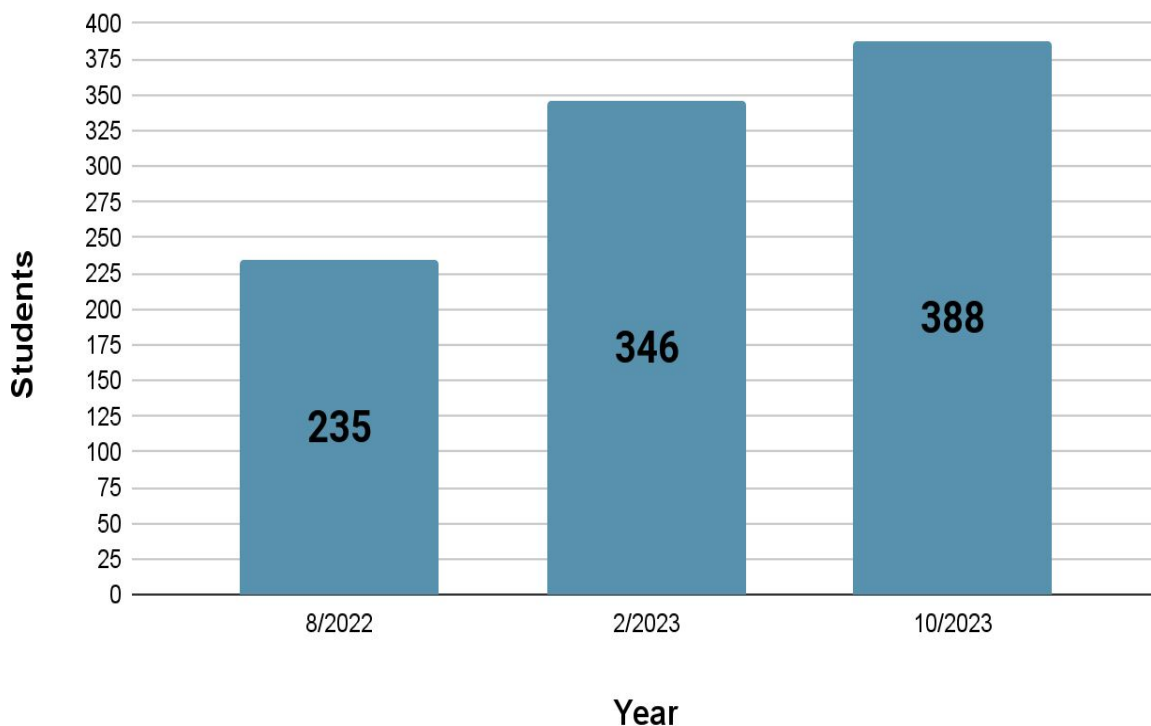
Our **mission** is to develop engaged, well-balanced learners through collaborative, caring relationships

# Multilingual Learners

## Trends

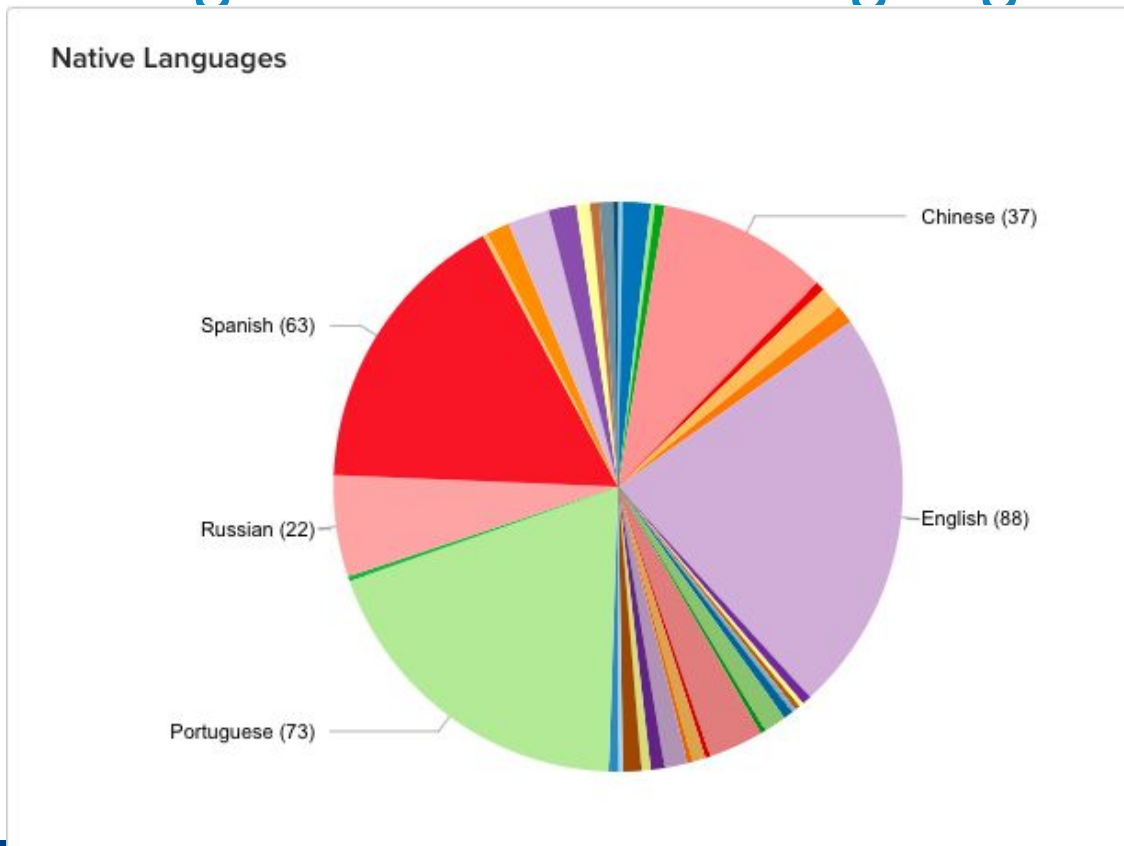
WELLNESS • EQUITY • ENGAGEMENT

### Total Number of Multilingual Learners (preK-12)



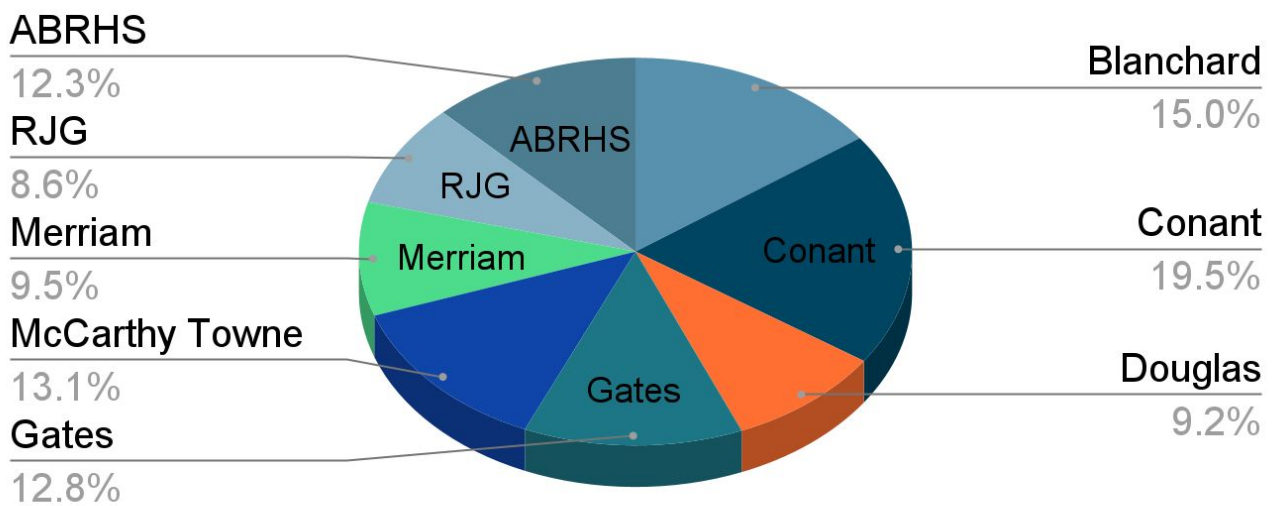
WELLNESS • EQUITY • ENGAGEMENT

# Multilingual Learners- Languages



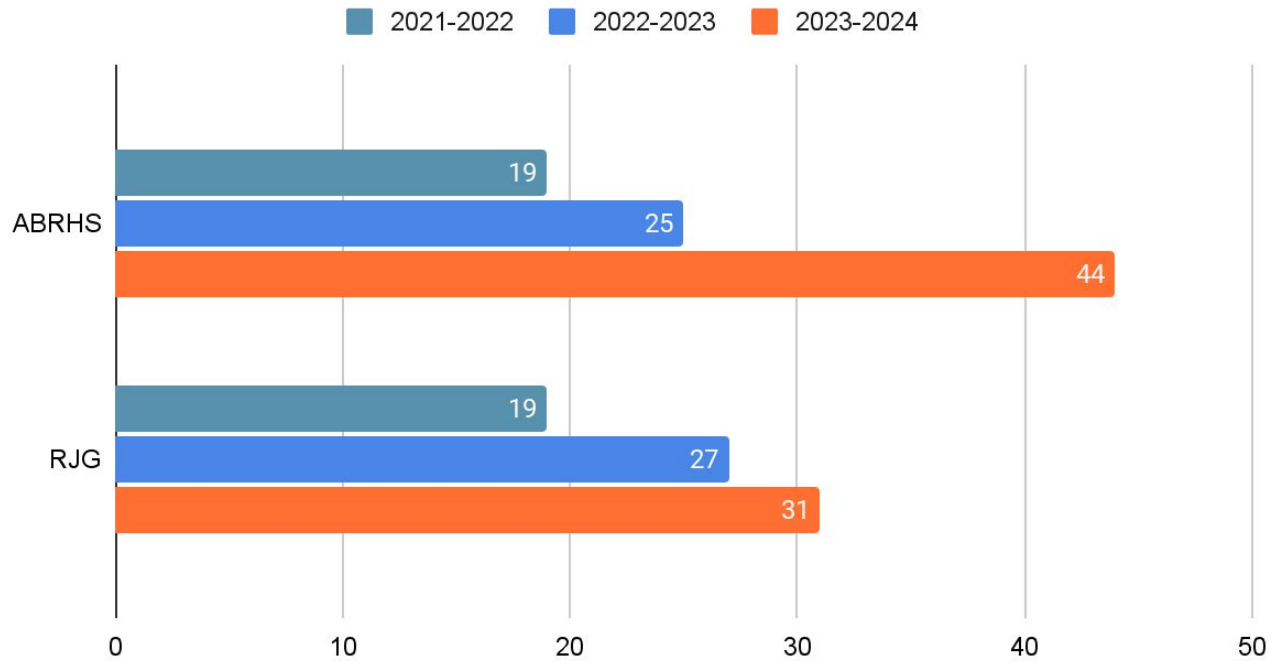
WELLNESS • EQUITY • ENGAGEMENT

## 2023-2024 Distribution of Multilingual Learners (K-12)



WELLNESS • EQUITY • ENGAGEMENT

### Increase in multilingual students at secondary level

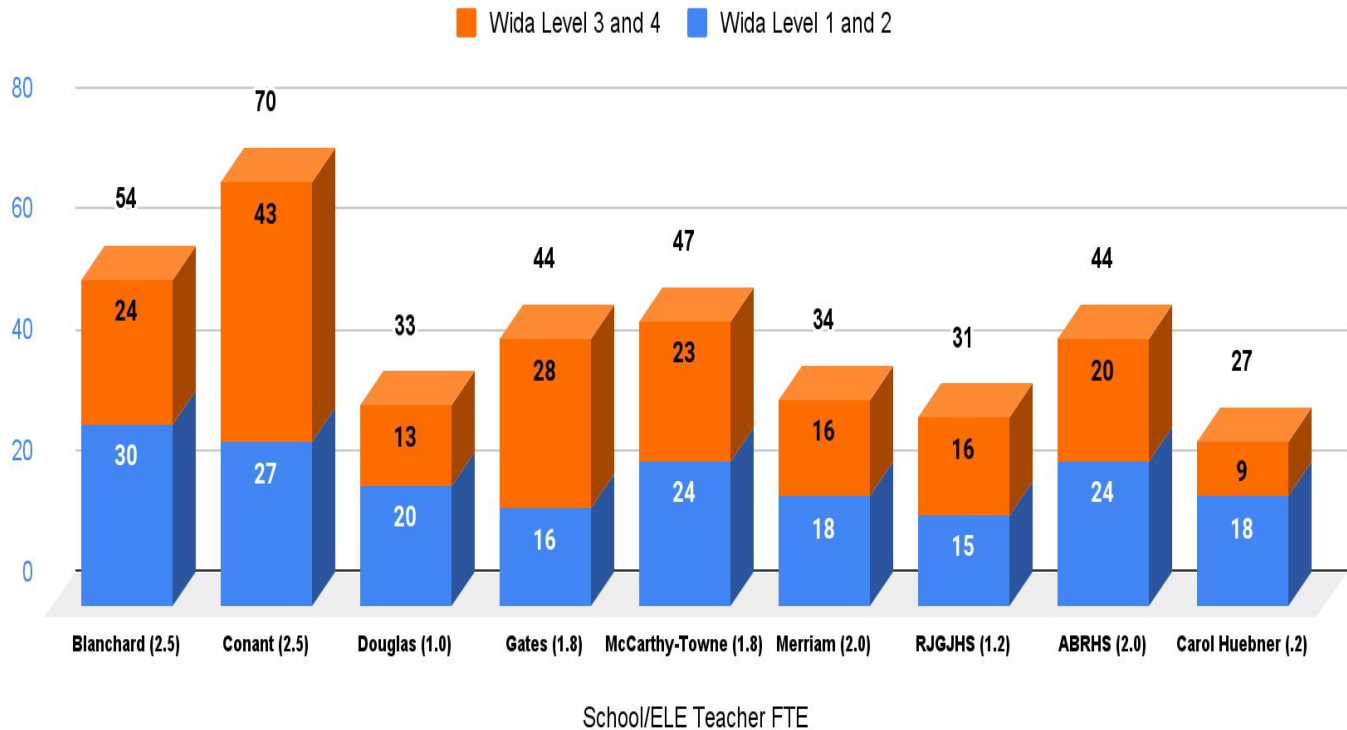


WELLNESS • EQUITY • ENGAGEMENT

### Percentage of WIDA Levels 1 and 2 compared to 3 and 4



## WIDA Levels by School



WELLNESS • EQUITY • ENGAGEMENT

## MLE Program Across Grade Levels

### ELEMENTARY SCHOOLS

- SEI Model (Push In/Pull Out services)
- Collaborative approach to support general educators with UDL and scaffolding strategies

### RJ GREY

- English Language Development (ELD) is a scheduled class
- Receive English credit (Foundational) and Elective Credit (Transitional)
- Collaborative approach to support general educators with UDL and scaffolding strategies

WELLNESS • EQUITY • ENGAGEMENT

# ABRHS

- English Language Development (ELD) class (Foundational Students).
- Co-taught ELD English class with English Teacher and ELD Teacher (Transitional Students)
- FEL writing class.

## Additions 2023-2024

- ELD World History, ELD US History (Foundational Students)- Counts for history credit
- Biology course taught by Biology teacher and supported by ELD teacher.

WELLNESS • EQUITY • ENGAGEMENT

# Student Proficiency and Progress

- **67%** made progress (MA = 43%)
- **27%** attained proficiency (MA = 12%)

## Monitoring Tools

- 1) Initial Identification with WIDA Screener
- 2) District-Wide assessments such as Dibels, I-Ready, formative and summative assessments given by teachers. Whole child approach.
- 3) Statewide assessment results (ACCESS/MCAS)
- 4) Progress monitoring with WIDA Rubrics for all 4 language domains
- 5) Monitoring of success metrics (Drop-Out Rates, Grades, class placement, extra curricular involvement, referrals to special education).
- 6) Crosswalk between MLE, DEI, SEL SE, General Education

WELLNESS • EQUITY • ENGAGEMENT

# Budgetary Considerations

- 1) Increase in ML population means that we need an increase in staffing at the elementary level to meet the recommended DESE service requirements.
- 2) Increase in staffing at the secondary level to manage caseloads and support general educators with bridging content gaps (introduce more co-teaching partnerships).
- 3) SLIFE programming considerations.
- 4) Increase in budget for translation/interpretation services.
- 5) Increase in Professional Learning for English Language Development Teachers/General Educators.